

I Found a Baby Bird



- Now What?

If in doubt, shout!
(+501)610


Is bird hurt or sick?
Unable to his flap wings
Wings droop unevenly
Weak or shivering
Injured and/or bleeding

NO
Is the bird completely covered in feathers?
YES



It's a nestling
It needs help

It's a fledgling
They often end up on the ground when first learning to fly




Phone for assistance, or take the bird somewhere safe until you can get help
(see overleaf)

Can you find its intact nest?
YES
NO



Make a substitute nest
A container with drainage. Line with grass, leaves or the old nest. Secure to the same tree or close by



Put the baby in the nest and watch from a distance

Is it safe from cats, dogs and people?
YES
NO

Carefully lift the bird into nearby bushes or a tree limb. Watch from a distance

Are the parents nearby?
YES
NO

Leave the area
The baby will be okay

Phone for assistance, or take the bird somewhere safe until you can get help
(see overleaf)

Is he safe in the nest with parent visiting?
YES
NO



Emergency Contact Details

- Belize Bird Rescue 610 0400
- Forest Department 822 1524
- ACES 623 7920
- BWRC 615 5159
- Belize Zoo 613 4966
- Wildtracks 660 4820
- CRC 660 3936

ALWAYS REMEMBER
A baby's best chance for survival is with its parents



First Aid for birds & animals in trouble

1. Protect yourself

Be careful handling wild creatures: they have sharp teeth, beaks and claws, they don't know you are trying to help. Use gloves or a thick towel. Always get an adult to help.

2. Protect the bird or animal

Comfort: line a box or tub with something soft: a towel, an old shirt or some leaves.

Containment: cover the top with the lid or a towel so that the bird or animal can't jump out.

Air: make sure there is ventilation -small holes or screening or the bird/animal will die.

Safety: make absolutely sure that it is safe from other animals and watch for ants.

3. Keep him warm

One of the biggest dangers, especially for babies, is the cold. Put the box somewhere warm, but not too hot (as in direct sunshine)

4. Keep him quiet

Animals and birds are much calmer in dark, quiet environments. Stress will makes his problems worse so keep him quiet, away from TV, voices or barking dogs.

5. Leave him alone

Do not try to give food or water

Do not handle or bother him

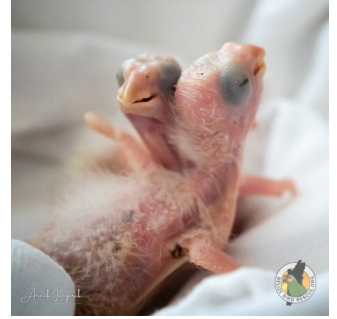
Keep small children and pets away

6. Call for help using the numbers below

Wash your hands! Wild birds and animals carry many diseases

**Organisations for wildlife rescue, rehab and care
(all numbers start with international prefix +501)
(all numbers other than Forest Dept use WhatsApp)**

Forest Department	822 1524	(All wildlife, office hours only)
Belize Bird Rescue	610 0400	(All wildlife, especially birds)
ACES Wildlife Rescue	623 7920	(All wildlife Ambergris & Caye Caulker)
Wildtracks	660 4820	(All wildlife especially monkeys and manatees)
The Belize Zoo	613 4966	(All wildlife especially tapirs & jaguars)
CRC	660 3936	(All wildlife especially crocs and other reptiles)
BWRC	615 5159	(Medical care for injured wildlife)



Do not try and raise the bird or animal by yourself.
It requires specialist knowledge, food and equipment.
It is illegal to keep wild animals captive without a special permit from the Forest Department,
even if you eventually intend to release them.